

**AREA SCORECARD FQ4 2020/21**

---

**1 Background**

- 1.1 This paper presents the Area Report for Financial Quarter 4 2020/21 (January-March 2021) and illustrates the agreed performance measures.
- 1.2 A summary of all the measures is included at the start of the report. The summary provides an overview of the number of measures and how many are Red, Amber, Green or No Target.
- 1.3 At the previous Area Committee meeting Councillor Morton raised a concern regarding Street Lighting performance. An update is provided to this committee within the Performance Report.
- 1.4 To improve the response to performance queries, it is requested that either the Responsible Named Officer or Sonya Thomas are contacted once the Quarterly Performance Report is received with any queries. This should enable some queries being resolved or clarified prior to the Area Committee meeting, and therefore being carried forward as Actions at a subsequent meeting.
- 1.5 A short key to symbols / layout is attached. (Appendix 1).
- 1.6 An illustration of how the Business Outcomes align to the Corporate Outcomes is attached. (Appendix 2).

**2 Recommendations**

- 2.1 It is recommended that the Area Committee-
  - a) Notes the performance presented on the Scorecard and supporting commentary.
  - b) Upon receipt of the Quarterly Performance Report the Area Committee contact either the Responsible Named Officer or Sonya Thomas with any queries.
  - c) Note that work is ongoing and to h

	Financial	None
--	-----------	------



## **PERFORMANCE REPORTS – KEYS TO SYMBOLS**

### **WORD REPORT**

#### **STATUS SYMBOL**

- This is colour coded and indicates if the performance is good – Green; or off track – Red

#### **TREND ARROW**

- This indicates the trend of the performance between the last two periods

#### **NAME IN BRACKETS (StreetScene)**

- This indicates not only where in Pyramid you can find the data but also what team in the council deals with this element of performance


#### **GREY SUCCESS MEASURE**

- This indicates that the performance measure is a council-wide one

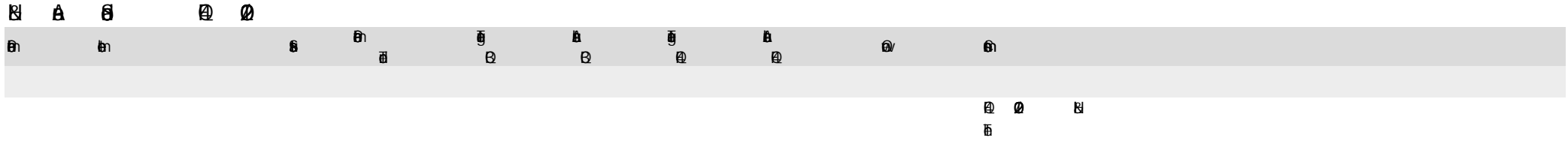
#### **WHITE SUCCESS MEASURE**

- This indicates that the performance measure is a local area one

Joint Over-arching Vision	Argyll and Bute's Economic Success is built on a growing population						
Council Mission	Making Argyll and Bute a place people choose to Live, Learn, Work and do Business						
	Choose Argyll, Love Argyll						
Corporate Outcomes	People live active healthier and independent lives			People will live in safer and stronger communities		Children and young people have the best possible start	
	Education, Skills and training maximise opportunities for all			A Place people choose to Work and Do Business		Getting It Right	
	Our economy is diverse and thriving			We have an			



GREEN  
 RED  
 NO TARGET  
 TOTAL



ⓧ Ⓐ Ⓢ ⓪ ⓫

ⓧ	ⓧ	Ⓢ	ⓧ Ⓢ	Ⓢ ⓪	Ⓐ ⓪	Ⓢ ⓪	Ⓐ ⓪	Ⓢ	ⓧ
---	---	---	--------	--------	--------	--------	--------	---	---

⓪ ⓪ Ⓐ  
Ⓢ

achided werMost developmh  
uniest the Ö UÇh"\$ @ Q] M

Cowal

ⓧ Ⓜ Ⓝ Ⓞ Ⓟ

Ⓜ	Ⓜ	Ⓝ	Ⓞ	Ⓟ	Ⓠ	Ⓡ	Ⓢ	Ⓣ	Ⓤ	Ⓥ	Ⓦ	Ⓧ
---	---	---	---	---	---	---	---	---	---	---	---	---

Ⓝ Ⓞ Ⓟ Ⓠ Ⓡ Ⓢ Ⓣ Ⓤ Ⓥ Ⓦ Ⓧ

Ⓞ Ⓟ Ⓠ

Ⓡ

Ⓞ Ⓟ Ⓠ

Ⓡ

Ⓝ yellow car

Ⓞ Ⓟ Ⓠ

Ⓡ

Ⓞ Ⓟ Ⓠ

Ⓡ


Ⓢ

## H&L Area Scorecard FQ4 2020/21

Performance element	Status	Performance Trend	Target FQ3	Actual FQ3	Target FQ4	Actual FQ4	Owner	Comments
---------------------	--------	-------------------	------------	------------	------------	------------	-------	----------

FQ4 2020/21 H&L

Although there has been a slight increase in the level of car parking income received in





ⓧ Ⓜ ⓪ ⓧ ⓧ

⓪	⓪	⓪	⓪	⓪	⓪	⓪	⓪	⓪	⓪
---	---	---	---	---	---	---	---	---	---

⓪ ⓪ ⓪  
⓪

⓪ ⓪ ⓪  
⓪

⓪ ⓪ ⓪  
⓪

⓪ ⓪ ⓪  
⓪

last

Ⓢ Ⓜ Ⓢ Ⓢ Ⓢ

Ⓢ	Ⓢ	Ⓢ	Ⓢ	Ⓢ	Ⓢ	Ⓢ	Ⓢ	Ⓢ
---	---	---	---	---	---	---	---	---

Ⓢ Ⓢ Ⓢ


Ⓢ Ⓢ Ⓢ

Ⓢ Ⓢ Ⓢ

fig4 Tc 1.748

ⓧ Ⓜ ⓪ ⓧ ⓧ


⓪	⓪	⓪	⓪	⓪	⓪	⓪	⓪	⓪	⓪
---	---	---	---	---	---	---	---	---	---



ⓧ ⓧ ⓪  
⓪

၆ ၂ ၆ ၇ ၇

၆	၆	၆	၆ ၆	၆ ၆	၆ ၆	၆ ၆	၆ ၆	၆	၆
---	---	---	--------	--------	--------	--------	--------	---	---



၆ ၂ ၆ ၇ ၇

၆	၆	၆	၆	၆	၆	၆	၆	၆
---	---	---	---	---	---	---	---	---

၇ ၇ ၆  
၆

၆ ၇ ၆  
၆



Ⓝ Ⓜ Ⓞ Ⓟ Ⓠ

Ⓝ	Ⓜ	Ⓞ	Ⓟ	Ⓠ	Ⓡ	Ⓢ	Ⓣ	Ⓤ	Ⓥ	Ⓦ	Ⓧ
---	---	---	---	---	---	---	---	---	---	---	---

Ⓧ Ⓧ Ⓧ  
Ⓠ

Ⓧ Ⓧ Ⓧ  
Ⓠ

and

Ⓧ Ⓧ Ⓧ  
Ⓠ

ⓧ Ⓜ ⓪ ⓧ ⓧ

⓪	⓪	⓪	⓪	⓪	⓪	⓪	⓪	⓪
---	---	---	---	---	---	---	---	---

⓪ ⓪ ⓪  
⓪

⓪ ⓪ ⓪  
⓪

⓪ ⓪ ⓪/ P ⓪  
⓪

)

⓪ ⓪ ⓪/ P ⓪  
⓪

⓪ ⓪ ⓪  
⓪

⓪ ⓪ ⓪  
⓪

⓪ ⓪ ⓪  
⓪

⓪ ⓪ ⓪  
⓪



ⓧ Ⓐ Ⓢ Ⓣ Ⓤ

Ⓢ	Ⓣ	Ⓤ	Ⓥ	Ⓦ	Ⓧ	Ⓨ	Ⓩ	ⓐ	ⓑ
---	---	---	---	---	---	---	---	---	---

Ⓣ Ⓤ Ⓥ  
Ⓧ